

GRADE 11 TO 12 COURSE SELECTION

FEBRUARY 2021



WHAT IS OPTION SELECTION?

- The process where students choose their courses for the next school year.
- Students drive the timetable!
- Timetable changes are limited...so do your research, talk to teachers, your parents and guardians and **choose your courses carefully.**

HOW IS OPTION SELECTION DIFFERENT THIS YEAR?

NO MORE CAREER CRUISING

DDSB IS NOW USING **MYBLUEPRINT** FOR COURSE SELECTION AND INDIVIDUAL PATHWAY PLANNING.

HOW IS OPTION SELECTION DIFFERENT THIS YEAR?

STUDENTS CAN CHOOSE BETWEEN

IN-SCHOOL IN-PERSON LEARNING

OR

SYNCHRONOUS VIRTUAL LEARNING

All courses have to be in the same format: if you decide to select synchronous virtual, you have to make all your choices synchronous virtual.

WHAT IF I CHANGE MY MIND?

Remember, the timetable is student driven.

The choices that are made now decide the spaces available in classes later. There will not be spaces held in the alternative format for you to switch into.

YOU MUST CHOOSE

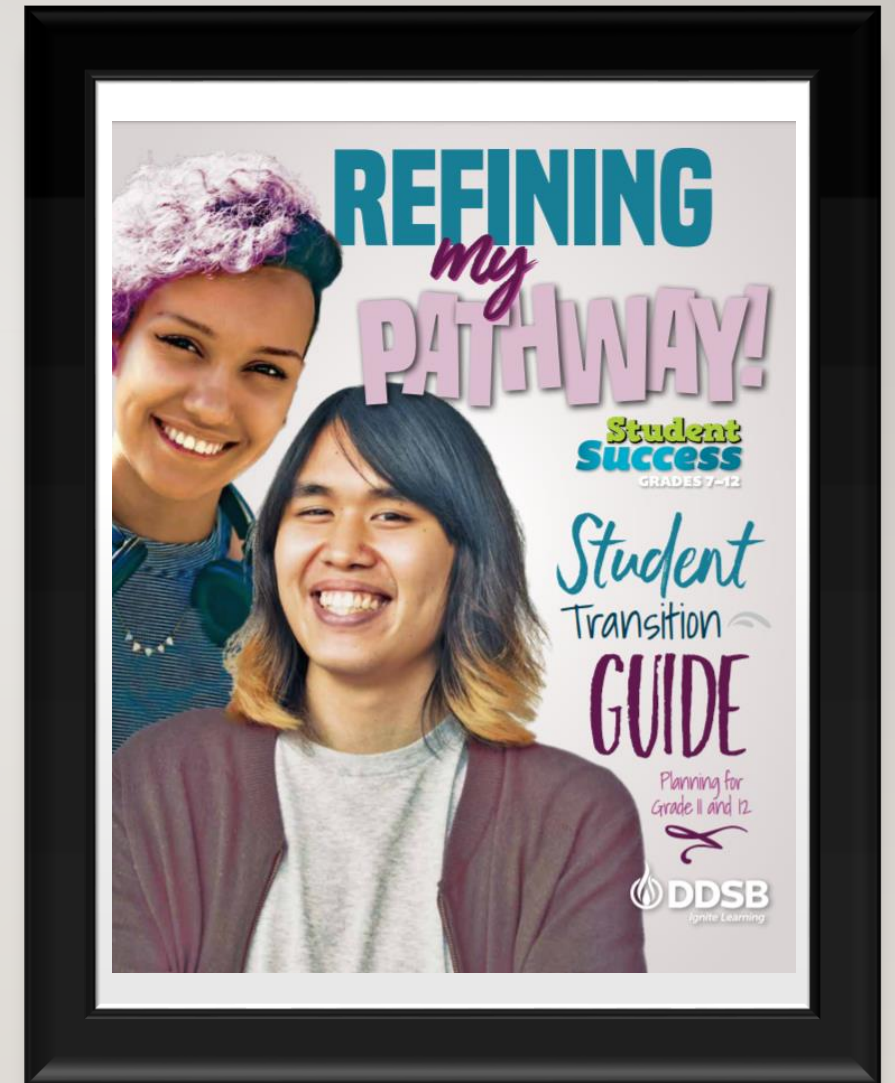


BUT CHOOSE WISELY



OPTION SELECTION REFERENCE MATERIALS

- Richardson Course Listing (online)
- Refining my Pathway (online)



WHAT DO I NEED TO GRADUATE?

1 30 CREDITS
in total

2 40 hours of
COMMUNITY
INVOLVEMENT

3 COMPLETION
OF THE Literacy
Requirement

18 COMPULSORY CREDITS

4 credits	English (1 credit per Grade)
1 credit	French as a second language
3 credits	Mathematics
2 credits	Science
1 credit	Canadian history
1 credit	Canadian geography
1 credit	Arts
1 credit	Health and Physical education
.50 credit	Career education
.50 credit	Civics

AND



ONE ADDITIONAL CREDIT SELECTION FROM EACH OF THE FOLLOWING GROUPS:

Group 1 1 additional credit selected from	Group 2 1 additional credit selected from	Group 3 1 additional credit selected from
<ul style="list-style-type: none">•Canadian and World Studies or•English or•First Nations, Métis, and Inuit Studies•Social Science and the humanities or•French as a second language or•Native language or•Classical or international language or•Cooperative Education or Guidance and Career Education	<ul style="list-style-type: none">•The Arts (Visual Art, Drama, Music, dance) or•Business Studies or•Health and physical Education or•Cooperative Education or	<ul style="list-style-type: none">•Science – Grade 11 or 12 or•Technological Education or•Cooperative Education or•Computer Studies orFrench as a second language

ONTARIO SECONDARY SCHOOL LITERACY TEST

EQAO will be field testing the online Ontario Secondary School Literacy Test (OSSLT) from March 2021 until May 2021. The field test will be available to students participating in in-person learning and working toward their Ontario Secondary School Diploma (OSSD). This will allow the opportunity for students in Grades 10 and 11, and non-graduating Grade 12 students, to attempt the OSSLT and, if successful, have it counted on their transcript.

SELECTING YOUR COURSES

COURSE SELECTIONS FOR GRADE 11 AND 12 ARE DESTINATION FOCUSED

- World of Work
- University
- College
- Apprenticeship



Destination  **APPRENTICE**

page 10

page 11

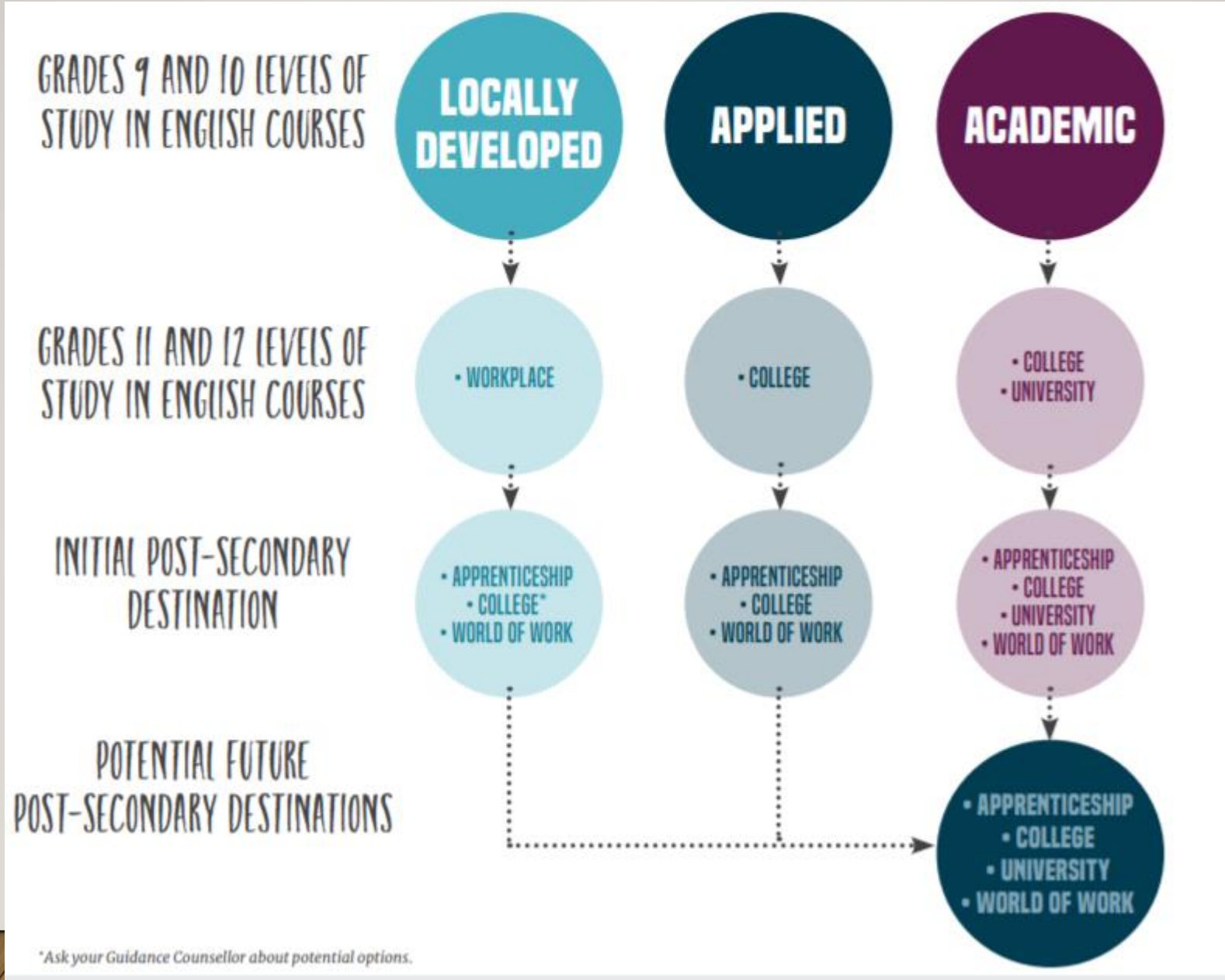
Destination  **COLLEGE**

Destination  **THE WORLD
OF WORK**

page 13

page 12

Destination  **UNIVERSITY**



“OPEN”

An open course has one set of expectations for that subject and is appropriate for all students.

These courses are designed to broaden students' knowledge and skills in subjects that reflect their interests and prepare them for active and rewarding participation in society.

Not included as prerequisites for College/University programs.



“WORKPLACE”

These courses are designed to equip students with the knowledge and skills they need to meet the expectations of employers, if they plan to enter the workforce directly after graduation, or the requirements for admission to certain apprenticeship or other training programs.



“COLLEGE”

These courses are designed to equip students with the knowledge and skills they need to meet the entrance requirements for most college programs, or for admission to specific apprenticeship or other training programs

UNIVERSITY/COLLEGE - “MIXED”

These courses are designed to equip students with the knowledge and skills they need to meet the entrance requirements for specific programs offered at universities and colleges.



“UNIVERSITY”

These courses are designed equip students with the knowledge and skills they need to meet the entrance requirements for degree programs, at colleges and universities.



GRADE 12 PROGRAM

**1 COMPULSORY COURSE
(ENGLISH)**

+

4 - 6 ELECTIVE COURSES

GRADE 12 ENGLISH

LOCALLY DEVELOPED
→
WORKPLACE

APPLIED →
COLLEGE

MIXED

ACADEMIC →
UNIVERSITY

IN SCHOOL

ENG 4EI

ENG 4CI

ENG 4UI

SYNCHRONOUS VIRTUAL

ENG 4EN

ENG 4CN

ENG 4UN

GRADE 12 ELECTIVE COURSES – (4 - 6)

OPEN

WORKPLACE

COLLEGE

MIXED

UNIVERSITY

60+ OPTIONS

BASED ON YOUR OWN PATHWAY PLAN

GRADE 12 STUDY HALL/SPARE

OPEN

WORKPLACE

COLLEGE

MIXED

UNIVERSITY

24 credits = 2 study periods – once each semester

23 credits = 1 study period – in second semester only

Less than 23 credits = zero study periods

PREREQUISITES

A prerequisite is a course deemed essential for the successful understanding and completion of a subsequent course.

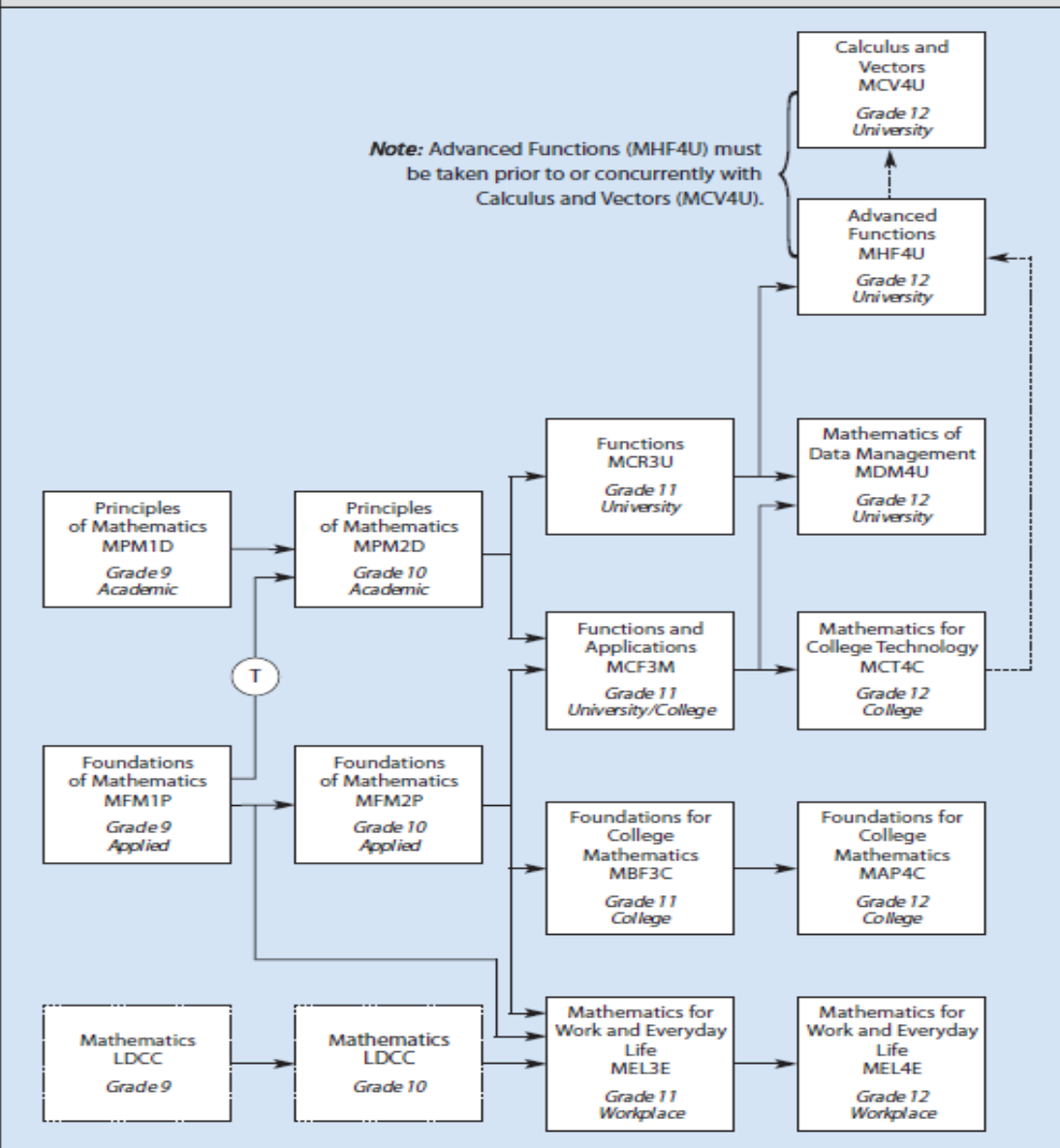
Prerequisite Information available on Career Cruising!

**If a student doesn't have a prerequisite,
they will be removed from the course.**



Prerequisite Chart for Mathematics, Grades 9–12

This chart maps out all the courses in the discipline and shows the links between courses and the possible prerequisites for them. It does not attempt to depict all possible movements from course to course.



Prerequisite Chart

MATH

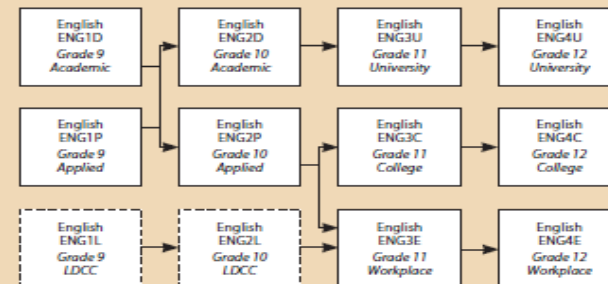
Prerequisite Chart

ENGLISH

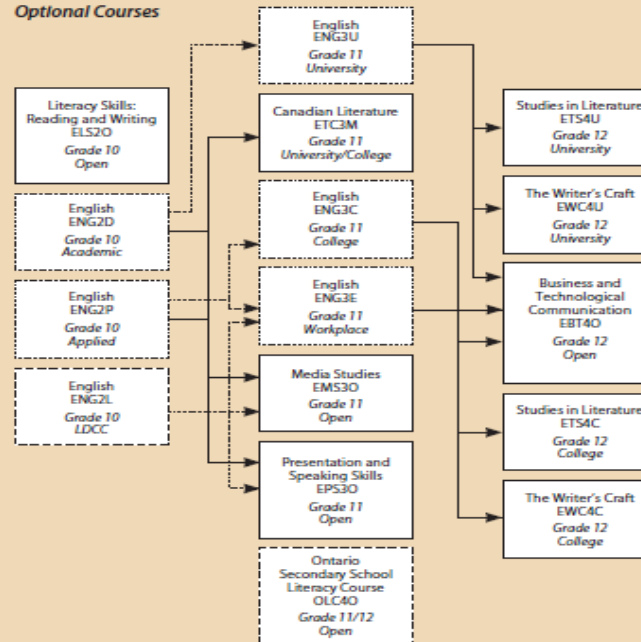
Prerequisite Charts for English, Grades 9–12

These charts map out all the courses in the discipline and show the links between courses and the possible prerequisites for them. They do not attempt to depict all possible movements from course to course.

Compulsory Courses



Optional Courses



Note: Dotted lines represent compulsory courses. Dashed lines represent courses that are not outlined in this document.

POST-SECONDARY DESTINATIONS

Your post-secondary
destination will help you
determine which courses to
pick next year





1000's of programs in Ontario!

Which one will best suit your strengths, interests and future goals?

Degree Programs available at Universities and Colleges in Ontario!

UNIVERSITY PROGRAM FIELDS - EXAMPLES

- **Agriculture, Food, Forestry, Resource Management, Vet Sciences**
- **Architecture, Building & Planning**
- **Biological Sciences**
- **Business & Administrative Studies**
- **Computer Science**
- **Creative Arts& Design**
- **Education**
- **Engineering**
- **Historical, Philosophical & Religious Studies**
- **Languages, Linguistics, Literatures, Cultures & Societies**
- **Mass Communication & Documentation**
- **Mathematics**
- **Physical Sciences**
- **Social Sciences**
- **Subjects Related to Medicine**
- **Technologies & Materials**

ONTARIO UNIVERSITY REQUIREMENTS

MINIMUM of

6 (SIX)

GRADE 12

“University” or “Mixed”

courses by the end of grade 12.

One of these MUST be ENG 4U1.

Other prerequisites are program specific.

WWW.ONTARIOUNIVERSITIESINFO.CA

The screenshot shows the homepage of the Ontario Universities' Info website. At the top, there is a navigation bar with links for HIGH CONTRAST, FRANÇAIS, ABOUT, CONTACT, FAQs, and HELP, along with a search bar. Below this is a maroon header with the Ontario Universities' Info logo and four main menu items: PROGRAMS (WHAT INTERESTS YOU?), UNIVERSITIES (WHERE ARE YOU GOING?), FINANCE (FEES & SCHOLARSHIPS), and APPLICATIONS (WHAT YOU NEED TO KNOW). The main content area features a large image of diverse students with a central text box that reads "Welcome to Ontario Universities' Info" and "A guide to Ontario's universities for high school students." Below this, there are three main service areas: "Find a Program" (with a graduation cap icon), "Choose a University" (with a 'U' shield icon), and "How to Apply" (with a checkmark icon). Each area has a brief description of the service. At the bottom, there are four small image tiles: a calendar, a stethoscope, a construction worker, and a smiling woman.

Information about:

University programs

Program Prerequisites

Costs \$\$\$

Scholarships

Campus Visits

Nursing I (at McMaster)

McMaster University

✓ Compare

Overview

Requirements



Admission

Contact

Prerequisites

- ENG4U
- 1 of MHF4U, MCV4U, MDM4U
- SBI4U
- SCH4U

IB and AP Requirements

- [IB Admission Information](#) 
- [AP Admission Information](#) 

Additional Admission Criteria

Both academic and personal qualities are assessed in the selection process by means of your high school admission average and Computer-based Assessment for Sampling Personal Characteristics (CASPer).

EXAMPLE #1



EXAMPLE #2

Prerequisites

- ENG4U with a minimum mark of 80%
- MCV4U with a minimum mark of 80%
- 1 other 4U course in mathematics with a minimum mark of 80%
- 3 additional 4U/M courses

No more than two 4M courses from the same discipline.

IB and AP Requirements

- [IB Admission Information](#) 
- [AP Admission Information](#) 

Additional Admission Criteria

A high school transcript is just 1 piece of information we use when making an admission decision. Each applicant to Queen's has a unique To Do List, detailing exactly what we need to complete their application. Students can see their To Do List (and the due dates) on their SOLUS Student Centre. We will send students SOLUS access information after they apply.

Language Requirements

Arts and Humanities

Western University

✓ Compare

Overview

Requirements



Admission

Contact

Prerequisites

- ENG4U

IB and AP Requirements

- [IB Admission Information](#) 
- [AP Admission Information](#) 

Additional Admission Criteria

Bachelor of Fine Arts – Studio Portfolio and Personal Statement Deadline: February 15, 2021.

EXAMPLE #3

Do I **ONLY** need English to apply?



28 public Colleges in Ontario

Over 5000 programs to choose from!

**Certificate, Diploma, Advanced Diplomas and
Degree Programs available!**

COLLEGE PROGRAM FIELD - EXAMPLES

- **Agriculture, Animal & Related Practices**
- **Arts & Culture**
- **Business, Finance & Administration**
- **Career & Preparation**
- **Computers & Telecommunications**
- **Culinary, Hospitality, Recreation & Tourism**
- **Education, Community & Social Services**
- **Energy, Environmental & Natural Resources**
- **Engineering & Technology**
- **Fire, Justice & Security**
- **Health, Food & Medical**
- **Media**
- **Professions & Trades**
- **Transportation & Logistics.**

WWW.ONTARIOCOLLEGES.CA



Information about:

College programs

Program Prerequisites

Costs \$\$\$

Scholarships

Campus Visits

EXAMPLE #1 - PRACTICAL NURSING AT DURHAM COLLEGE

OVERVIEW PROGRAM DETAILS **ADMISSION REQUIREMENTS** COURSES COSTS CAREER OPTIONS TRANSFER PRACTICUM

Admission Requirements

- Ontario Secondary School Diploma (OSSD) or [Mature Student Status](#)
- Grade 12 English (ENG/EAE) (C or U) (minimum grade)
- Grade 12 mathematics (C, M or U) (minimum grade of)
- Grade 11 or 12 biology and chemistry (C, M or U)

RECOMMENDED

- Keyboarding/basic computer skills

Please note: This program may be highly competitive and deadline. For more information, please contact [recruitment](#) to [Admission Processes](#) for more details regarding highly

Career Options

WHAT YOU COULD BE:

As a registered practical nurse you can be employed as a bedside specialist or in a leadership position in a variety of agencies.

WHERE YOU COULD WORK

- Community service agencies
- Long-term care facilities
- Hospitals
- Industry, clinic or physician's offices
- Psychiatric and acute care hospitals

Courses

SEMESTER 1

- Anatomy & Physiology (ANAT 1500)
- General Education Elective (GNED 0000)
- Development Of Self I (NURS 1520)
- Health & Healing I (NURS 1521)
- Professional Practice I (NURS 1522)
- Practice Lab I (NURS 1523)
- Lab Theory (NURS 1526)

SEMESTER 2

- Health Assessment (HASS 2500)
- Applied Math For Nurses (MATH 1503)
- Health & Healing II (NURS 2516)
- Professional Practice II (NURS 2517)
- Practice Lab II (NURS 2523)

SEMESTER 3

- Practice Lab III (NURS 3514)
- Pharmacology I (NURS 3517)
- Professional Practice III - Mental Health (NURS 3525)
- Health & Healing III - Mental Health (NURS 3526)
- Health & Healing III - Community (NURS 3527)
- Professional Practice III - Community (NURS 3528)

SEMESTER 4

- General Education Elective (GNED 0000)
- General Elective Credit (GNED 1000)
- Health & Healing IV (NURS 4506)
- Professional Practice IV (NURS 4508)
- Development Of Self II (NURS 4520)

SEMESTER 5

- Professional Practice Preparation (NURS 5501)
- Professional Practice V (NURS 5502)

Example #2 – BUSINESS AT GEORGE BROWN COLLEGE

The screenshot shows the George Brown College website's Program Finder page for the Business Program (B125). The page features a navigation menu with links for Centres & Schools, Why George Brown, Programs, Admissions, Student Life, About, and Contact. A search bar and an 'ASK US' button are also present. The main content area displays the program name, a 'View PDF of this Program' link, and a 'View PDF of all Programs for the School of Management' link. Below this, there are buttons for 'APPLY NOW', 'ADD TO COMPARE', and 'PROGRAM COMPARISON (0)'. A table provides details about the program:

PROGRAM	Business
CODE	B125
SCHOOL	School of Management
LOCATION	St. James Campus
DURATION	2 years (4 semesters)
STARTING MONTH	September, January
CREDENTIAL	Ontario College Diploma
YEAR OF STUDY	2017-2018

The sidebar on the left lists various program categories, and the right sidebar contains links to related programs and information.

Admission Requirements

Applicants are selected on the basis of their academic achievement, including the required courses, and any other selection criteria outlined below.

- Ontario Secondary School Diploma or equivalent**
- Grade 12 English (C or U)
- Grade 11 Math (M or U) or Grade 12 (C or U)

** Mature Student status (19 years of age or older)

Please note that George Brown is committed to ensuring that applicants will succeed in their program of choice and meeting the minimum requirements does not guarantee admission to the program. Applicants may be required to have grades higher than the minimum requirements stated.



Destination **APPRENTICE**

- **Apprenticeship is an educational pathway that combines on-the-job training, work experience and technical training that leads to certification in over 150 trades.**
- **Apprentices not only learn skills in a classroom, but receive paid on-the-job training with an employer**
 - **OVER 150 APPRENTICEABLE TRADES!**
- **Some colleges offer “pre-apprenticeship” programs.**

APPRENTICESHIP REQUIREMENTS

To become an apprentice you must first find an employer to hire and train you.

As an apprentice you will:

- gain 90% of your training on the job
- spend 10% of your time in the classroom learning theoretical applications.



Start an apprenticeship

Find out how you qualify and apply to be an apprentice in a skilled trade.

On this page

1. [Apply for apprenticeship](#)
2. [If you're under 18](#)
3. [What you learn](#)
4. [More than 150 trades](#)
5. [Qualify for apprenticeship](#)
6. [Find a sponsor](#)
7. [How to apply](#)
8. [Training agreement](#)
9. [Apply to the Ontario College of Trades](#)
10. [Loans for tools](#)
11. [Grant for fulltime study](#)

Related

[Prepare for apprenticeship](#)

[Change apprenticeship sponsor](#)

[Finish an apprenticeship](#)

[Employment Ontario apprenticeship offices](#)

[Ontario College of Trades](#)

www.ontario.ca/page/start-apprenticeship

CAN I SWITCH PATHWAYS?

YES!!!!

Students move from College to University

and

Students move from University to College

and

Students move from Workplace to College

SEE YOUR GUIDANCE COUNSELLOR FOR MORE INFORMATION



ARTICULATION AGREEMENTS

The screenshot displays the top portion of the Durham College website. On the left is the college logo with the text "DURHAM COLLEGE SUCCESS MATTERS". To the right are login options for "DC Connect" and "MyCampus", a search bar, and the "DC CARES" logo. A navigation menu includes links for "PROGRAMS & COURSES", "ADMISSIONS", "STUDENT EXPERIENCE", "FINANCIAL INFO", "SERVICES", and "ABOUT US". Below the menu is a breadcrumb trail: "HOME > PATHWAYS: FURTHER YOUR EDUCATION > TRANSFER GUIDE". The main content area features a photograph of students in a hallway. A green banner at the bottom of the photo reads "PATHWAYS TO DEGREES". Below the banner, the text "TURN YOUR DURHAM COLLEGE CERTIFICATE OR DIPLOMA INTO MORE" is displayed.

CAMPUS STATUS ●

DC Connect Login MyCampus Login search DC CARES

PROGRAMS & COURSES ADMISSIONS STUDENT EXPERIENCE FINANCIAL INFO SERVICES ABOUT US

HOME > PATHWAYS: FURTHER YOUR EDUCATION > TRANSFER GUIDE

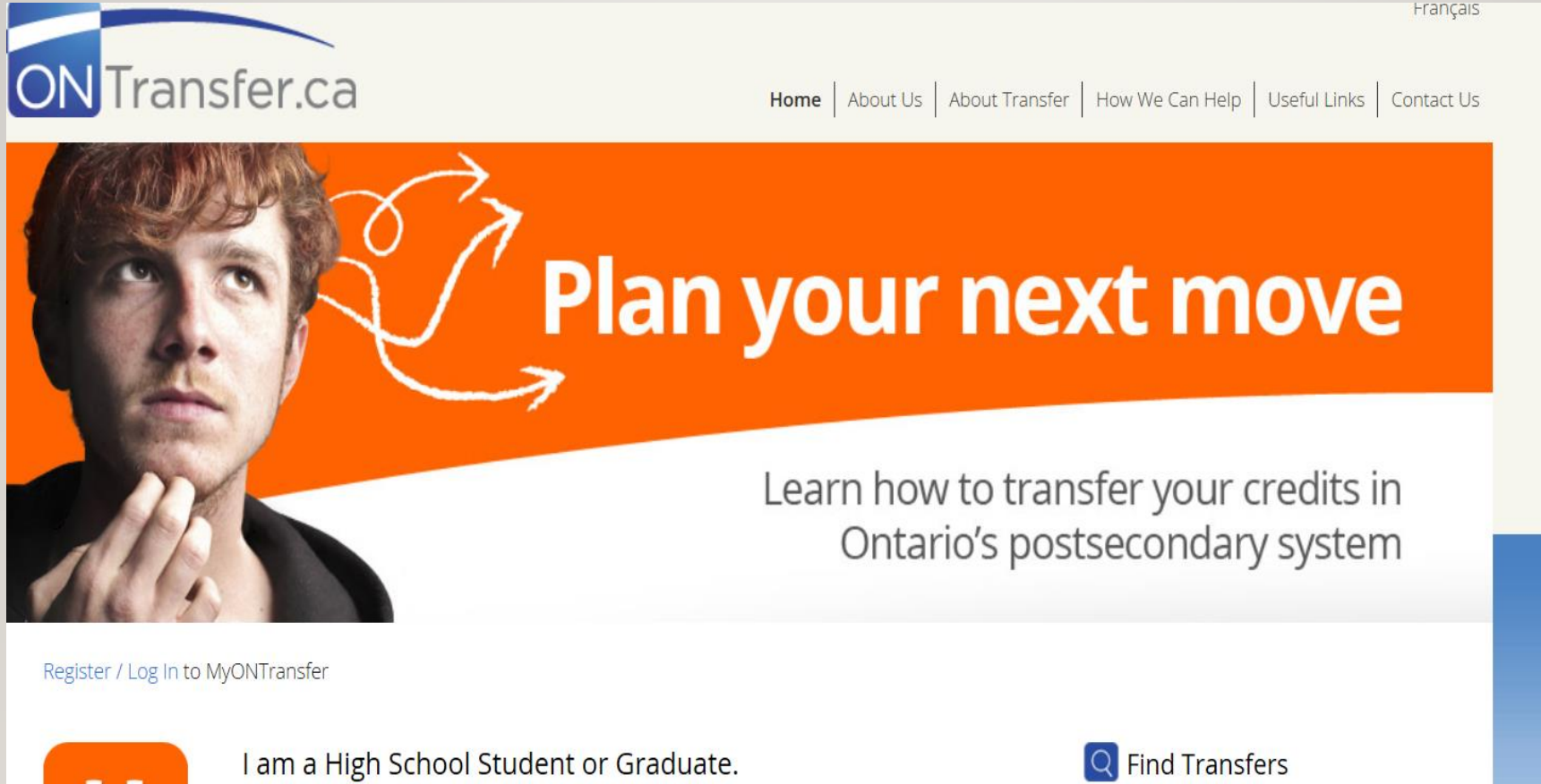
PATHWAYS TO DEGREES

TURN YOUR DURHAM COLLEGE CERTIFICATE OR DIPLOMA INTO MORE

TRANSFER GUIDE

Durham College program	Transfer institution	Transfer degree	Minimum requirement
Any two-year diploma	Algoma University	Various	3.0 GPA
Any two-year diploma	Brock University	Various	B-
Any two-year diploma	Carleton University	Bachelor of Arts (various)	3.0 GPA
Any two-year diploma	Lakehead University	Bachelor's degree	3.0 GPA
Any two-year diploma	Nipissing University	Bachelor of Arts (various)	3.0 GPA
Any two-year diploma	Seneca College	Bachelor of Interdisciplinary Studies	3.0 GPA
Any two-year diploma	Trent University	Various	70 per cent
Any two-year diploma	UOIT	Bachelor of Commerce	Overall B Average
Any two-year diploma	UOIT	Bachelor of Arts (Honours) in Educational Studies and Digital Technologies	Overall B Average
Any two-year diploma	York University	Various	3.0 GPA
Most two-year diploma	Wilfrid Laurier University	Bachelor of Arts (Hons) in various disciplines	Overall 75% Average automatic

WWW.ONTRANSFER.CA



The screenshot shows the homepage of ONTransfer.ca. At the top left is the logo "ONTransfer.ca" with a blue swoosh above the "ON". To the right of the logo is a navigation menu with links: "Home", "About Us", "About Transfer", "How We Can Help", "Useful Links", and "Contact Us". In the top right corner, there is a link for "Français". The main content area features a large orange banner with a white arrow graphic pointing right. On the left side of the banner is a photograph of a young man with red hair, looking thoughtful with his hand to his chin. The text "Plan your next move" is written in large white font on the orange background. Below the banner, on a white background, is the text "Learn how to transfer your credits in Ontario's postsecondary system". At the bottom left, there is a link "Register / Log In to MyONTransfer". At the bottom right, there is a blue button with a magnifying glass icon and the text "Find Transfers".

ONTransfer.ca

Home | About Us | About Transfer | How We Can Help | Useful Links | Contact Us

Français

Plan your next move

Learn how to transfer your credits in Ontario's postsecondary system

[Register / Log In to MyONTransfer](#)

I am a High School Student or Graduate.

Pathway Options

[New Search](#) [Refine Search](#) [Save Search](#)

Page 1/1

Prev 50

Next 50

Results Per Page | 50 | [100](#) | [200](#) | [All](#)

Business

[View Details](#)

[Compare](#)

[Save](#)

Sending Institution			Receiving Institution		
Name	Program Title	Credential	Name	Program Title	Credential
<input type="checkbox"/> Durham College	Accounting - Business Administration	College Advanced Diploma (3 year)	University of Ontario Institute of Technology	Direct entry - Bachelor of Commerce (Hons) in Accounting	Degree
<input type="checkbox"/> Durham College	Marketing - Business Administration	College Advanced Diploma (3 year)	University of Ontario Institute of Technology	Direct entry - Bachelor of Commerce (Hons) in Marketing	Degree
<input type="checkbox"/> Durham College	Accounting - Business	College Diploma (2 year)	University of Ontario Institute of Technology	Commerce Bridge	Degree



[Register](#) / [Log In](#) to MyONTransfer



HIGH SCHOOL
STUDENTS /
GRADUATES



COLLEGE
STUDENTS /
GRADUATES



UNIVERSITY
STUDENTS /
GRADUATES



SEARCH
TRANSFER
GUIDE

The Ontario Postsecondary Transfer Guide (OPTG)

About the Transfer Guide

The Transfer Guide is designed to assist college and university students to find out how credits for learning at one institution can transfer to another among the publicly funded colleges and universities in Ontario.

The Guide provides information on:

- › **Course transfers**, detailing how individual courses can be transferred from one institution to another
- › **Program transfers**, detailing how a block of credit from your current program can be applied to a similar program at another institution
 - College diploma and advanced diploma programs to degree programs at colleges and universities;
 - College certificate to diploma and diploma to advanced diploma programs at other colleges;

UNIQUE OPTIONS FOR GRADE 12





E-Learning options available to students for 2021-2022!

E-Learning options are listed in myBlueprint (make sure you pick the right option!)

E-Learning courses are offered through the board; teachers are not necessarily going to be at our school.

An E-Learning course counts as one of your four periods of the day (not an extra course).

Only TWO e-learning course selections per year, per student (cannot guarantee which semester they will be offered).

COOPERATIVE EDUCATION AT RICHARDSON

YES!!!!

Students move from College to University



Students move from University to College

and



WHAT IS CO-OP?

- AN OPPORTUNITY TO WORK AT A PLACEMENT IN THE COMMUNITY
- AN OPPORTUNITY TO PEER HELP IN A CLASSROOM AT RICHARDSON
- CAN BE TAKEN IN GRADE 11 OR 12

BENEFITS:

- TEST OUT A CAREER
- GAIN WORK EXPERIENCE
- GAIN JOB SKILLS
- MEET YOUR SHSM REQUIREMENT
- EARN 1, 2 OR 4 CREDITS

What is OYAP?

(ONTARIO YOUTH APPRENTICESHIP PROGRAM)

- **Begin an apprenticeship while still in secondary school.**
- **Students must be at least 16 years old and have completed 16 credits towards their OSSD (generally in their last year of high school)**
- **Students in a Cooperative Education placement in an apprenticeable trade are considered OYAP students.**
- **Students may be signed as an apprentice while at their Co-op placement.**

HOW TO APPLY?

1

SELECT CO-OP IN MY BLUEPRINT

COURSE OPTIONS

CWE108 – 1 Credit Peer Helping – 1 Period

DCO309 – 2 Credit Co-op – Half Day

CWE409 – 4 Credit Co-op or OYAP – Full Day

2

**COMPLETE A CO-OP STUDENT
PROFILE FOUND ON THE CO-OP
GOOGLE CLASSROOM**

CLASSROOM CODE:

56gk6kj

3

QUESTIONS? WANT MORE INFORMATION?

- **Review the information and Submit a Question anytime in the Co-op Google Classroom.**
- **Attend a Live Google Meet Information Session in the Co-op Google Classroom**

ON THURSDAY, FEBRUARY 18TH at 2:50

Or TUESDAY, FEBRUARY 23RD at 2:50



Specialist High Skills Major programs are open to all students in Grades 11 and 12 and is designed to meet the needs of students who want to pursue postsecondary education, training or employment in specific sectors.

OUR SCHOOL OFFERS:

**INFORMATION COMMUNICATION TECHNOLOGY
SPORTS
HOSPITALITY AND TOURISM**

SPECIALIST HIGH SKILLS MAJOR - “RED SEAL” ON YOUR DIPLOMA



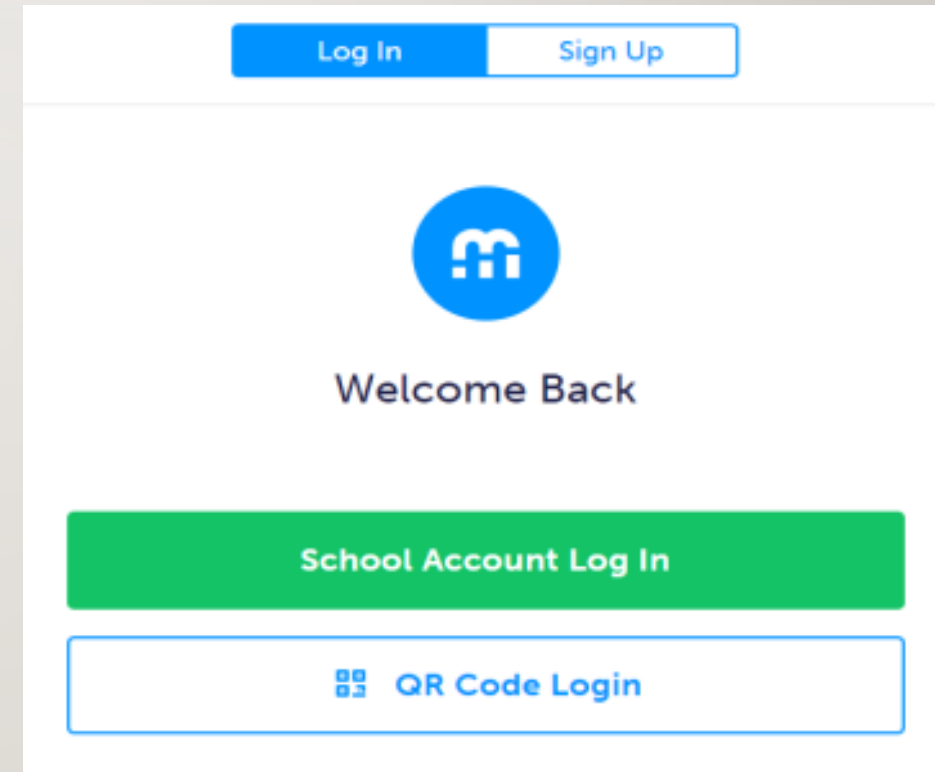
Destination  **THE WORLD
OF WORK**

For information on employment opportunities visit:
www.jobconnectontario.org | www.vpi-inc.com | www.ymcagta.org

USING MYBLUEPRINT

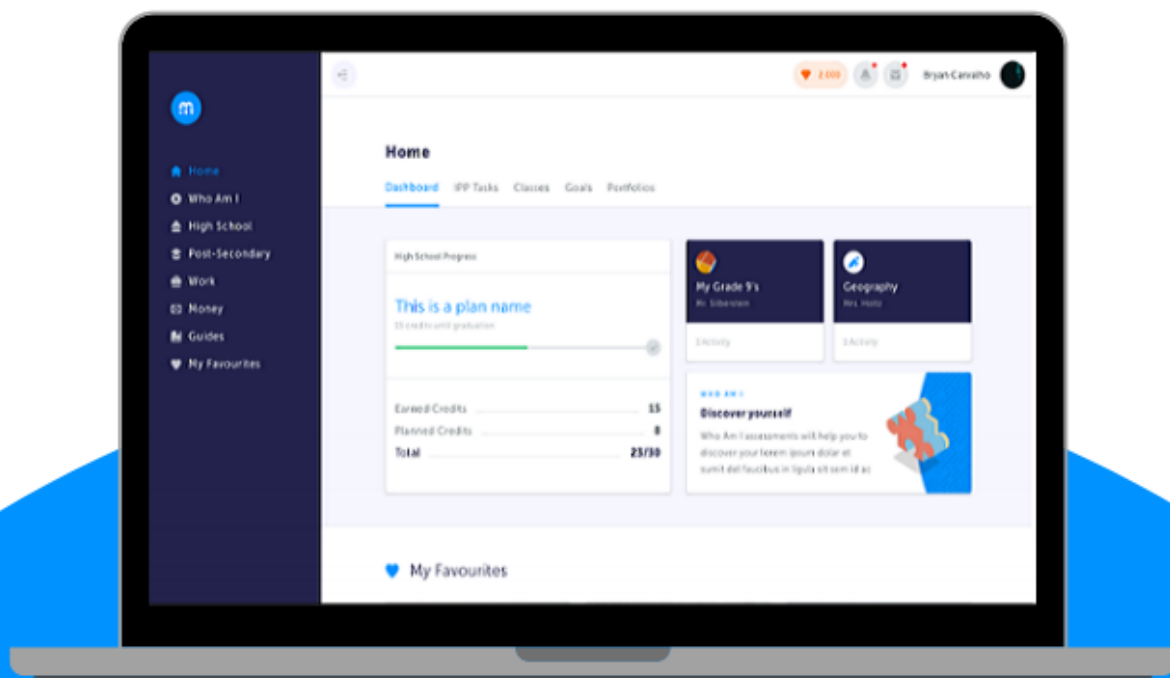
LOGIN

1. VISIT www.myBlueprint.ca/ddsb
2. Select **School Account Log In**
3. Enter your **DDSB** username and **password**



GETTING STARTED GUIDE FOR STUDENTS

GRADES 7-12+



What is Education Planner?

Educational Planner is about YOU! It's a student driven, career/life planning program with an interactive digital portfolio.

Why use a Digital Portfolio?

Portfolios are yours to own. You control the, creation, content, and reflection. Your portfolio tracks your growth, promotes communication and can be shared with anyone.

Get creating!

Student Account Dashboard

- 1 The main page & access point to your account
- 2 Where you can complete tasks and earn Prize points!
- 3 Where you can access all posted class activities
- 4 Where you can set goals for yourself to achieve



- 5 Create, document and reflect - all using digital portfolios!
- 6 Access to your Individual Pathways Plan and Prizes!

Student Account Navigation Menu

1 Complete 5 surveys and additional compatibility surveys to learn more about yourself!



2 Click [High School](#) to select courses, and monitor your progress towards graduation

3 Gain access to 5,000 programs and opportunities across 3 pathways

4 Get a head start and explore potential occupations for your future!

5 Who doesn't like money, so why not learn how to create and set budgets?

6 Wondering what studying abroad is like? Or how to create Resumes? Click on [Guides](#) to learn more!



Individual Pathway Plan

MYBLUEPRINT DASHBOARD – ACCESSING MY IPP

The screenshot displays the MyBlueprint dashboard interface. On the left is a dark blue navigation sidebar with the following items: Home (with a dropdown arrow), Who Am I, High School, Post-Secondary (with a dropdown arrow), Work (with a dropdown arrow), Money, Guides, and Favourites. The main content area has a white header with the title 'Home' and a navigation bar containing 'Dashboard' (highlighted with a blue underline), 'Tasks', 'Class Activities', 'Goals', and 'Portfolios'. Below the header, the main section is titled 'Complete your IPP Tasks' and includes the text: 'Individual Pathways Plan (IPP) Tasks help you plan your education and career while earning points for prize draws.' At the bottom of this section are two buttons: 'View All Tasks' and 'Show Prizes'. A white arrow points from the 'View All Tasks' button to the 'Home' menu item in the sidebar. To the right, a white card titled 'High School • Plan' is shown, with the subtitle 'Plan Courses to Graduation' and '100 points' at the bottom. The card has blue left and right navigation arrows.

MYBLUEPRINT DASHBOARD – COURSE SELECTION

The screenshot displays the MyBlueprint dashboard interface. On the left is a dark blue navigation sidebar with the following items: Home (with a house icon), Who Am I (with a person icon), High School (with a school icon), Post-Secondary (with a graduation cap icon and a dropdown arrow), Work (with a briefcase icon and a dropdown arrow), Money (with a dollar sign icon), Guides (with a document icon), and Favourites (with a heart icon). A white arrow points from the top-left towards the 'Home' menu item.

The main content area is white and features a 'Home' header. Below it is a horizontal navigation bar with links for 'Dashboard' (underlined), 'Tasks', 'Class Activities', 'Goals', and 'Portfolios'. The main content area has a dark blue background and features a section titled 'Complete your IPP Tasks'. Below this title is a paragraph: 'Individual Pathways Plan (IPP) Tasks help you plan your education and career while earning points for prize draws.' At the bottom of this section are two buttons: 'View All Tasks' and 'Show Prizes'.

Overlaid on the right side of the dashboard is a white card titled 'High School • Plan' and 'Plan Courses to Graduation'. The card has blue left and right navigation arrows and a '100 points' indicator at the bottom. A white arrow points from the bottom-right towards the '100 points' indicator.

✖ Your courses are **Not Submitted**

1 Step 1
Add Courses

2 Step 2
Review Courses

3 Step 3
Submit Courses

[Review Course Selections](#)

Grade 9 Completed	Grade 10 Completed	Grade 11 Current Year	Grade 12 Next Year
ENG1D1 - English ENG1D (ENG1D1) • 1 Credit	ENG2D1 - English ENG2D (ENG2D1) • 1 Credit	NBE3U1-ENG:FirstNation/... NBE3U (NBE3U1) • 1 Credit	+ English
MTH1W1 - Mathematics - ... MTH1W (MTH1W1) • 1 Credit	MFM2P1 - Foundations of ... MFM2P (MFM2P1) • 1 Credit	MCF3M1 - Functions & Ap... MCF3M (MCF3M1) • 1 Credit	+ Course
SNC1D1 - Science SNC1D (SNC1D1) • 1 Credit	SNC2D1 - Science SNC2D (SNC2D1) • 1 Credit	CIE3M1 - The Individual a... CIE3M (CIE3M1) • 1 Credit	+ Course
CGC1D1 - Issues in Canad... CGC1D (CGC1D1) • 1 Credit	CHC2D1 - Canadian Histo... CHC2D (CHC2D1) • 1 Credit	ADD2O1 - Dramatic Arts -... ADD2O (ADD2O1) • 1 Credit	+ Course
FSF1D1 - Core French FSF1D (FSF1D1) • 1 Credit	CHV2O1 - Civics and Citiz... CHV2O (CHV2O1) • 0.5 Credits	ICS3U1 - Intro to Comput... ICS3U (ICS3U1) • 1 Credit	STUDYE - Study Hall OTH4X (STUDYE) • 0 Credits
PPL1O4 - Healthy Active L... PPL1O (PPL1O4) • 1 Credit	GLC2O1 - Career Studies GLC2O (GLC2O1) • 0.5 Credits	IDC3O1 - Interdisciplinary... IDC3O (IDC3O1) • 1 Credit	+ Course
ADA1O1 - Dramatic Arts ADA1O (ADA1O1) • 1 Credit	LWSBD1 - Spanish-Interna... LWSBD (LWSBD1) • 1 Credit	CGF3M1 - Forces of Natur... CGF3M (CGF3M1) • 1 Credit	+ Course
BTT1O1 - Intro. to Info Te... BTT1O (BTT1O1) • 1 Credit	ICS2O1 - Intro to Comput... ICS2O (ICS2O1) • 1 Credit	PPL3O4 - Healthy Active L... PPL3O (PPL3O4) • 1 Credit	+ Course

Graduation Indicator

24/30

REQUIRED CREDITS



24
Planned

0
Earned

24
Total

[View Progress](#)

SHSM Planner

Your school offers 5 Specialist High Skills Majors



[Learn More](#)

Pathway Eligibility

Last Updated

Feb. 12, 2021, 12:17 p.m.

[Refresh Eligibility](#)

SELECTING YOUR COMPULSORY CREDIT

A vertical sidebar menu with a blue header labeled "Grade 12 Next Year". Below the header are several menu items, each with a plus icon and the word "Course": "English", "Course", "Course", "Course", "STUDYE - Study Hall" (with a three-dot menu icon), "Course", "Course", "Course", "Alternates", "Alternate", and "Alternate". The "STUDYE - Study Hall" item includes the text "OTH4X (STUDYE) • 0 Credits".

1. Click on the required subject

A search results page with a dark header. At the top is a search bar labeled "Search Courses...". Below it are two dropdown menus: "Grade 12" and "English". The page shows "6 Results Found" and a list of course options under a "English" filter. The list includes:

- ENG4C1 - English
Grade 12 • ENG4C1 • 1 Credit
- ENG4E1 - English
Grade 12 • ENG4E1 • 1 Credit
- ENG4U1 - English
Grade 12 • ENG4U1 • 1 Credit
- ETS4U1 - Studies in Literature
Grade 12 • ETS4U1 • 1 Credit
- EWC4C1 - The Writers Craft
Grade 12 • EWC4C1 • 1 Credit
- EWC4U1 - The Writers Craft
Grade 12 • EWC4U1 • 1 Credit

2. Refine Choices by selecting the appropriate Grade Level

1. MAKE YOUR CHOICE FROM THE APPROPRIATE COURSES

The screenshot shows a course selection interface. At the top, there is a search bar labeled "Search Courses...". Below it, a "Filters" section is visible, with "English" selected. A modal window is open for the course "ENG4U1 - English". The modal contains the following information:

- ENG4U1 - English**
- Grade 12 • ENG4U1 • 1 Credit
- Description: "This course emphasizes the consolidation of the literacy, communication, and critical and creative thinking skills necessary for success in academic and daily life. Students will analyse a range of challenging literary texts from various periods, countries, and cultures; interpret and evaluate informational and graphic texts; reading strategies best suited to particular texts and particular purposes for reading, and developing greater control in writing. The course is intended to prepare students for university, college, or the workplace."
- Pre-requisites**
 - ENG3U
 - NBE3U

At the bottom of the modal, there is a blue button labeled "Add Course".

2. A FULL DESCRIPTION WILL APPEAR FOR THE COURSE

3. IF THIS IS THE COURSE YOU WISH TO ADD, CLICK "ADD COURSE" THE COURSE WILL NOW POPULATE IN YOUR SCHEDULE.

4. IF YOU DO NOT WISH TO SELECT THIS COURSE, CLICK THE "X" TO DISMISS

SELECTING SYNCHRONOUS VIRTUAL COURSES

The screenshot shows a web interface for selecting courses. At the top, there are tabs for 'Plan' and 'Courses'. Below the tabs is a search bar labeled 'Search Courses...'. Underneath the search bar, there are filter options: 'Grade 10' and 'Synchronous Virtual'. Below the filters, it says '19 Results Found'. A list of subjects is displayed under the 'Synchronous Virtual' filter, including Business, Civics and Careers, English, FNMI Studies, French, History and Geography, Mathematics, and Physical Education.

SELECT SYNCHRONOUS VIRTUAL FROM THE DROPDOWN MENU

IF YOU SELECT SYNCHRONOUS VIRTUAL ALL SELECTIONS MUST BE SYNCHRONOUS VIRTUAL

SELECTING YOUR ELECTIVE CREDITS

Grade 11
Next Year

NBE3U1-ENG:FirstNation/...
NBE3U (NBE3U1) • 1 Credit

MCF3M1 - Functions & Ap...
MCF3M (MCF3M1) • 1 Credit

Course

Course

Course

Course

Course

Course

Alternates

Alternate

Alternate

1. Click on the “course” box

High School

Plan Courses

Search Courses...

Filters

Grade 11

Discipline

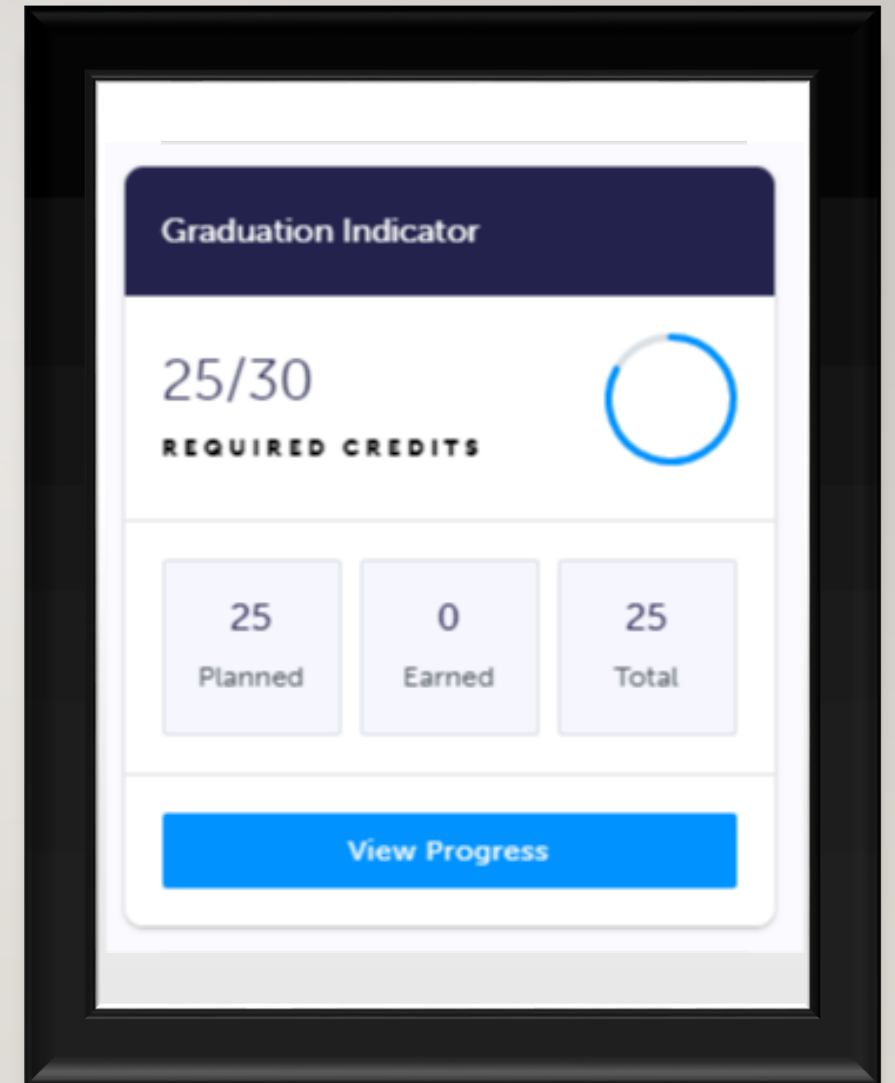
Displaying 95 Courses

- > Arts
- > Business Studies
- > Computer Studies
- > Cooperative Education
- > English
- > First Nations, Métis and Inuit Studies
- > French as a Second Language

2. Refine options by selecting the appropriate Grade Level and/or Discipline

GRADUATION INDICATOR

The **Graduation Indicator** will help you keep track of your progress towards Graduation. Click **View Progress** for a list of specific graduation requirements



REVIEW YOUR COURSES

When you are ready to submit your course selections, click the blue **Review Course Selections** button and give your course selection one final look over.

1 Review Course Selections

✓ ENG2P1
English

✓ MFM2P1
Foundations of Mathematics

2 Add Comments

Add comments you would like to include

1 Step 1
Add Courses

2 Step 2
Review Courses

3 Step 3
Submit Courses

Submit Course Selections

NOTE: You can use the “Add Comments” section to explain any issues to your guidance counsellor (i.e. taking the prerequisite in night school, or summer school)

SUBMIT YOUR COURSES

Once you've carefully reviewed the **Details** page to ensure that you are meeting the requirements for the courses you have selected and that the courses that appear are correct, click on ***Submit Course Selections***. Please note that you will not be able to modify your course selections once submitted (unless your guidance counsellor re-allows submission)!

[Submit Course Selections](#)

EMAIL PARENT APPROVAL/PRINT SIGN-OFF SHEET

- After submitting your course selections, you will either:
 - Click the blue **Send Approval Email** to email your parent/guardian to approve your course selections, or
 - Click the **Printer** button at the top right and return a signed copy by your parent to your counsellor or teacher

The screenshot shows a progress bar with three steps: Step 1 (Add Courses), Step 2 (Review Courses), and Step 3 (Submit Courses). Step 3 is currently active. To the right of the progress bar is a blue button labeled 'Send Approval Email' with a printer icon next to it. Above the progress bar is a notification icon and the text 'Email your parent/guardian so that they may confirm your selections'.

Note: You can also access the sign-off sheet from the High School planner – if it doesn't show after you've clicked the Printer button next to the Resend Approval Email button, check the pop-up blocker settings for your web browser.

SUMMER SCHOOL

If you are doing summer school, you must still choose that course for next year. You can add a comment in “**Review Course Selections**” to inform your guidance counsellor of your plans.

Once you sign-up for summer school in May, the course will be removed and **your alternate will be put into your schedule.**

1 Review Course Selections

- ✓ ENG2P1
English
- ✓ MFM2P1
Foundations of Mathematics

2 Add Comments

Add comments you would like to include

1 Step 1 Add Courses 2 Step 2 Review Courses 3 Step 3 Submit Courses

[Submit Course Selections](#)

**SUMMER SCHOOL REGISTRATION WILL OPEN MAY 1
STUDENTS WILL USE MYBLUEPRINT TO SIGN-UP**

DEADLINE FOR COURSE SELECTION

MARCH 3, 2021

AND MOST IMPORTANTLY: IF YOU DON'T PICK YOUR COURSES AND SUBMIT ON TIME.....YOUR GUIDANCE COUNSELLOR WILL.

Richardson Grade 11

GRADE 11 GUIDANCE CLASSROOM

Class code lzaabpn

Meet link Generate Meet link

Select theme
Upload photo

lzaabpn

Upcoming

No work due soon

[View all](#)

Richardson Gra... GRADE 11 GUIDANCE CLASS...



Copy invite

link



COURSE SELECTION:

Course selection presentations will be done IN-CLASS next week. Selections will be due by February 26th via myBlueprint. Course selection officially opens on Tuesday, February 16th. Students are encouraged to look at their options for next year but will not be able to lock in their choices until next week. We also encourage students to wait until after the presentation to submit their choices.

TIMETABLE CHANGES:

If you requested a course change for Quad 3 by the February 5th deadline we are still working on them and your patience is

GUIDANCE COUNSELLORS 2020-2021

LAST NAMES (A – G)

stefanie.lamoureux@ddsb.ca

LAST NAMES (H – O)

amanda.flemming@ddsb.ca

LAST NAMES (P – Z)

aimee.gray@ddsb.ca



QUESTIONS?

Please ask your teacher to type your question in the chat box